

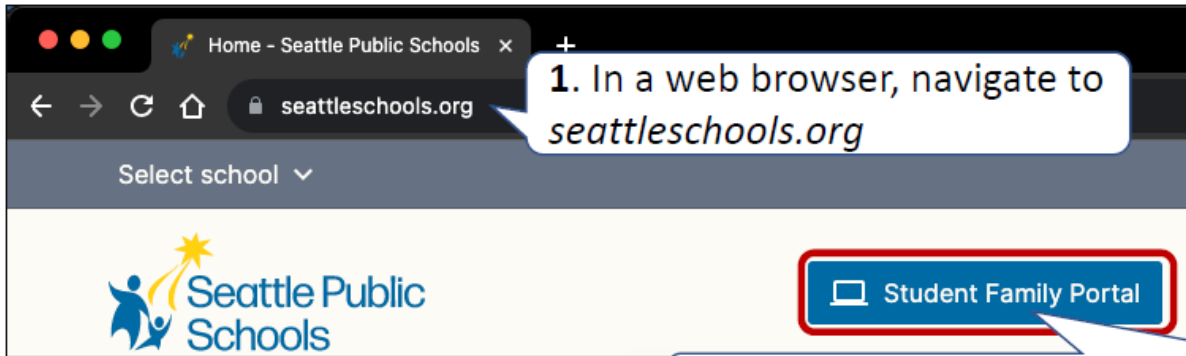
successmaker

Summer use

- It is possible for your students to use SuccessMaker over the summer – at least until August 9th.
- Summer is a great time to review and keep up their skills.
- Your teacher should have assigned other courses for summer practice, with names like “SM Focus Math”.
- Students *should not* work in the course called “Math”. This should be saved for classroom work with a classroom teacher.

successmaker

From your personal device




2. Click on the Student Family Portal.



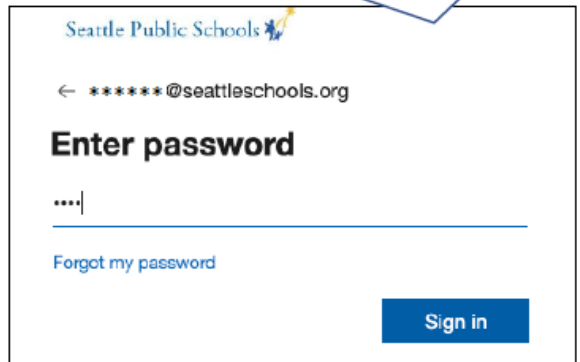
4. Click 'Log in with Microsoft'



5. Enter your full SPS email address



6. Followed by your password



successmaker

From your personal device

Clever Seattle Public Schools

SPS Tools

ELA/Social Studies/Literacy/Reading

Math/Science

Library/Reference

College/Career Readiness

7. Click Math/Science to jump to the Savvas Realize tile.

Math/Science

Amplify

Realize
enVision successmaker
EasyBridge

NSDL STEM Digital Library

NSDL STEM Digital Library

SAVVAS realize Home Browse Classes My Library

Demo Class

No upcoming assignments

Assignments

Students & Groups

Data

My Programs All Content

Math enVision Mathematics 2020 Common...

SuccessMaker Math

8. Students will be logged into Savvas Realize. Here they can launch SuccessMaker.